


OVERVIEW

The AD PP2/0xx is designed to be used with Concurrent Technologies' range of peripheral CompactPCI (CPCI) products. The Transition Module (TM) mounts in the rear transition area of the CompactPCI backplane and provides simple access to the majority of the I/O functions provided on Concurrent Technologies' embedded processor boards. Various options are available that connect I/O from

AD PP2/0xx

the J3, J4 and J5 connectors on the processor board. Many I/O functions are provided on the Transition Module's own "front panel" as well as from headers mounted on the Module. A CompactFlash™ or IBM® MicroDrive™ module can be installed. In addition, the Module functions as a PMC Interface Module (PIM) carrier, supporting the flexible PIM scheme for PMC rear I/O.



HIGHLIGHTS

- Transition Module (TM) for rear I/O:
 - 80mm depth as per CPCI specification
 - Single slot
- Interfaces to CPCI via J3, J4 and J5
- 10/100Mbps Ethernet via RJ45 connector on panel
- Floppy Disk interface via a 34-way header
- EIDE interface via 40-way header
- CompactFlash™ socket
- PMC rear panel I/O via two PIM modules
- Parallel printer port interface (ECP, EPP and IEEE1284) via PIM module host I/O
- USB interface via USB connector on front panel
- COM2 port via a 9-way D-type connector on front panel
- General purpose I/O via 14-way header
- User switches for software configurations
- PC speaker, external battery and power status via 10-way header



Concurrent Technologies Inc
3840 Packard Road, Suite 130
Ann Arbor, MI 48108
U. S. A.
Tel: (734) 971 6309
Fax: (734) 971 6350

Concurrent Technologies Plc
4 Gilbert Court, Newcomen Way
Colchester, Essex CO4 9WN,
U. K.
Tel: (+44) 1206 752626
Fax: (+44) 1206 751116

Email: info@gocct.com <http://www.gocct.com>

SPECIFICATION

ETHERNET INTERFACE

- supports 10BaseT and 100BaseTx for UTP CAT5 via RJ45 connector on TM's front panel
- MII (Media Independent Interface) is provided on PIM A for other Ethernet interfaces

EIDE INTERFACE

- supports Ultra-DMA 33 interface via 40-way header
- on board CompactFlash socket

SERIAL INTERFACES

- 9-way D type connector for COM2 via TM's front panel
- COM1 and COM2 accessed via PIM B

USB INTERFACES

- USB0 is accessed via TM's front panel
- USB1 is accessed via PIM B

PARALLEL PRINTER PORT

- accessed via PIM A

FLOPPY DISK INTERFACE

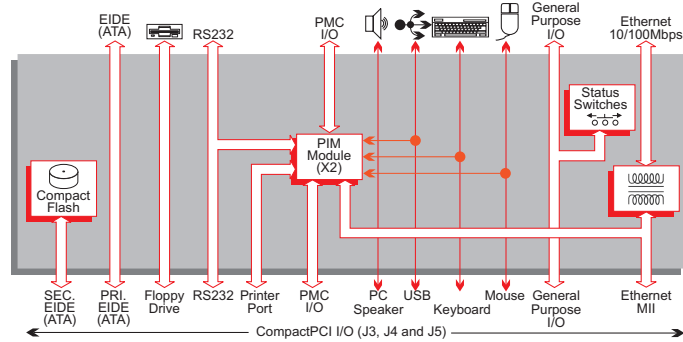
- accessed via 34-way header on TM

OTHER INTERFACES

- PC speaker, external battery and power status via 10-way header
- general purpose I/O including a relay output via 14-way header on TM
- 6 user definable status switches
- keyboard and mouse accessed via 10-way header on TM or via PIM B

ELECTRICAL SPECIFICATION (no CompactFlash module)

- all voltages to be within $\pm 5\%$
- +5V@0.2A; +3.3V@0.01A; +12V@0.0A; -12V@0.0A with no active PIMs
- add 0.1A (typical) at 5V for CompactFlash or 0.33A for IBM MicroDrive

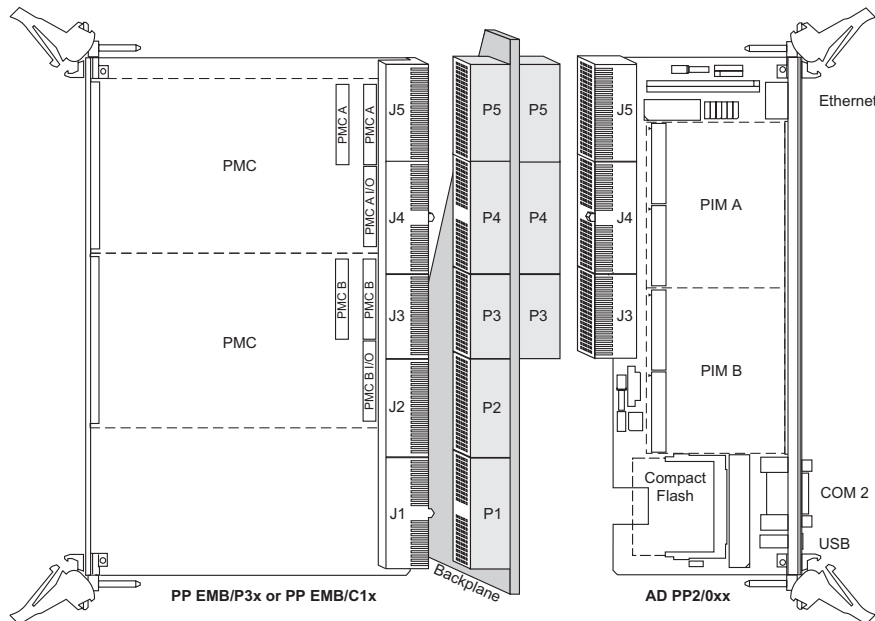


ENVIRONMENTAL SPECIFICATION

- 0°C to +55°C (operating); -40°C to +70°C (storage)
- 10% to 90% Relative Humidity (operating)
- 10% to 90% Relative Humidity (storage)

MECHANICAL SPECIFICATION

- 6U form-factor: 9.2" x 3.2" (233.35mm x 80 mm)
- single-slot: 4HP 0.8" (20.3mm)
- connectors: IEC-1076-4-101 for J3, J4 and J5
- shock: 5g/6ms
- vibration: 1g (5Hz to 500Hz)



ORDERING INFORMATION

Order Number	Product Description (Hardware)
AD PP2/001-00	Transition Module with no CompactFlash module fitted

For CompactFlash options contact sales