


Mass Storage Module



APPLICATIONS

The DS MSS/00x-U Mass Storage Module supports up to two EIDE peripheral devices on a single slot VME board and an optional floppy disk drive in a dual slot combination. In addition a front panel connector can be configured as a parallel or serial port. The parallel port enables connection to other peripherals, such as a CD-ROM, Zip® Drive or printer.



The serial port supports either RS232 or RS485/422. The supported port configuration depends on the VME processor board to which the DS MSS/00x-U is connected. The DS MSS/00x-U is designed to interface with many of Concurrent Technologies' VME bus processor boards which feature an EIDE interface.

HIGHLIGHTS

- Supports one 2.5 inch EIDE hard drive
- Support for CompactFlash™ drive or IBM®/Hitachi Microdrive™
- Support for CD-RW/DVD-ROM drive (single slot):
 - plus support for 3.5 inch floppy disk drive (dual slot)
- Additional front panel connector for:
 - standard parallel printer interface, or
 - RS232, or
 - RS485/422
- Compatible with Concurrent Technologies' VME processor boards
- Supported operating systems depend on the VME processor used
- Single slot solution (without floppy disk drive)

Mass Storage

- supports up to two EIDE devices
- select two of the following EIDE options:-
 - 2.5 inch EIDE Hard Disk Drive
 - slimline EIDE CD-RW/DVD-ROM
 - CompactFlash™ Drive or Microdrive
- ATA5 compatible interface

Communication Port

- standard 25-way "D"-type, with interface options for:-
 - parallel printer or
 - RS232 or
 - RS485/422
- option depends on VME processor board features
- accessed via front panel

Compatible VME Boards

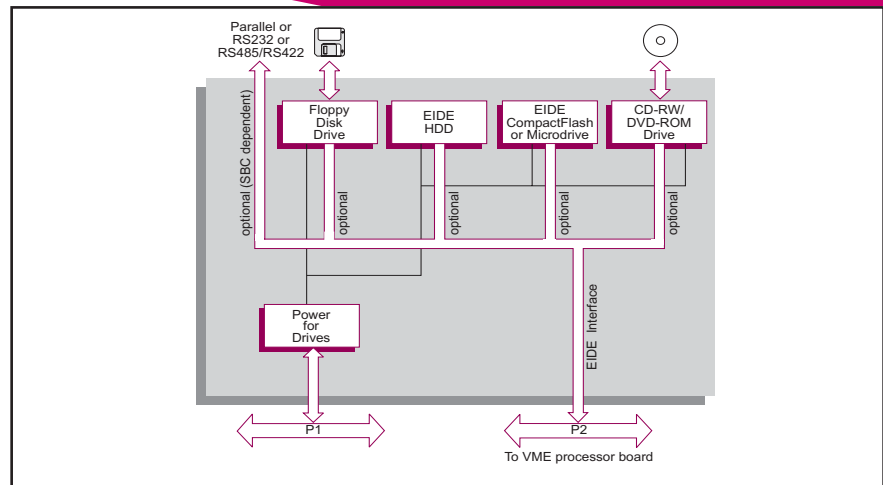
- designed to interface to:-
 - VX 405/04x
 - VP 347/02x
 - VP 345/02x
 - VP 337/02x or VP 337/02x-U
 - VP 335/02x or VP 335/02x-U
 - VP 327/02x or VP 327/02x-U
 - VP 325/02x or VP 325/02x-U
 - VP 317/02x or VP 317/02x-U
 - VP 315/02x or VP 315/02x-U
 - VP 307/01x or VP 307/01x-U
 - VP 305/01x or VP 305/01x-U
 - VP 110/01x
 - VP 101/01x
- signal connections via P2 connector

Software Support

- depends on the VME processor board

Mechanical Specification

- 6U form-factor
- single VME slot (without floppy disk drive); two slots (with floppy disk drive)
- utilizes a 96-way DIN connector on P2 for system interfaces
- utilizes a 96-way DIN connector on P1 for board's electrical power
- typical shock:-
 - HDD:
 - 15g, 11ms, ½ sine (operating);
 - 120g, 11ms, ½ sine (non-operating)
 - CD/DVD:
 - 0.8g vertical, 1.5g horizontal, 11ms, ½ sine (operating);
 - 50g, 11ms, ½ sine (non-operating)
 - FDD:
 - 5g, 11ms, ½ sine (operating);
 - 80g, 11ms, ½ sine (non-operating)
- typical vibration:-
 - HDD:
 - 5Hz-500Hz at 0.67g random, 1g swept sine (operating);
 - 5Hz-500Hz at 3g random, 5g swept sine (non-operating)
 - CD/DVD:
 - 5Hz-500Hz at 0.25g from 0-peak (operating);
 - 10Hz-500Hz at 1g from 0-peak (non-operating)
 - FDD:
 - 10Hz-200Hz at 1g (operating);
 - 10Hz-100Hz at 2g (non-operating)



Floppy Disk


- optional 3.5 inch floppy disk drive (dual slot versions only):-
 - accessed via front panel

Electrical Specification

- single 5V(±5%) supply requirement
- 2.0A (typical, with HDD, CD-ROM and FDD, the highest power configuration)
- power provided from P1 connector

Environmental Specification

- 5°C to +55°C (operating)
- 10% to 80% Relative Humidity, non condensing (operating)
- -25°C to +65°C (storage)
- 10% to 90% Relative Humidity, non condensing (storage)
- storage temperature change rate <20°C/hour
- operating change rate <10°C/hour



ORDERING INFORMATION

Order Number Product Description (Hardware)

- DS MSS/001-xyU Mass Storage Module with Device/Connector Options : 1 slot
- DS MSS/002-xyU Mass Storage Module with Floppy Disk Drive and Device/Connector Options : 2 slots
- DS MSS/01z-xyU Fitted with VME64x handles, where z = 1 or 2

- Device Options: select two storage devices : EIDE Hard Disk Drive, EIDE CD-RW/DVD-ROM or EIDE CompactFlash
- Connector Options: select one front panel connector : printer, RS232 or RS485/422 (depends on VME processor board)

For details of all xy options/combinations available please contact your local sales office